

**Math  
Department**

**My name is:**

**Grade: 3 ( )**

**Subject: 2<sup>nd</sup> Assessment Study sheet**

**Date: 3/11 /2025**

Dear parents, here is a study sheet for the 2<sup>nd</sup> assessment for the Math test which will be on Monday 3rd of November.

It will include Describing increasing patterns page 1, Creating patterns for a pattern rule page 2, Creating & describing increasing patterns page 3, Describing decreasing patterns page 4 and Showing Patterns on the Number Line page 5, patterns on a 100 chart page 6, Chapter 2-Lesson 1 Representing numbers page 10, Lesson 2 Representing and Renaming numbers page 11 + The Booklet From page 1 to 7. Here are some examples:

**Q1: Complete the pattern then write the pattern rule:**

For example:

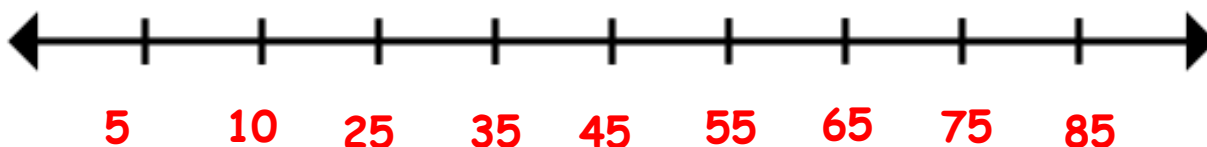
- 2, 4, 6, 8, 10, \_\_\_\_\_, \_\_\_\_\_.

**Answer: 12, 14**

The pattern rule is: **Add 2**

**Q2: Use the number line below to show each pattern.**

**1. Start at 85 and subtract 5 each time.**



**Q3: The shaded numbers on the 50 chart show an increasing pattern.**

1	2	3	4	5	6	7	8	9	10
11	12	13	14	15	16	17	18	19	20
21	22	23	24	25	26	27	28	29	30
31	32	33	34	35	36	37	38	39	40
41	42	43	44	45	46	47	48	49	50

**a) Write the next 4 numbers in the pattern.**

3, 6, 9, \_\_\_\_\_, \_\_\_\_\_, \_\_\_\_\_, \_\_\_\_\_.

**Answer: 12, 15, 18, 21**

**b) Write a pattern rule \_\_\_\_\_.**

**Answer: Add 3 each time.**

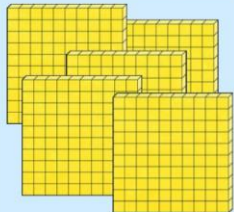


**Q4: Write the following number as a numeral.**

- Three hundred twenty-one \_\_\_\_\_.

**Answer: 321**

**Q5: Write a numeral for the modal.**

**Answer: 518**

What Is the Number?		
Hundreds	Tens	Ones
		

**GOOD LUCK!**